

MOVE THE WORLD FORWARD  RD **MITSUBISHI
HEAVY
INDUSTRIES
GROUP**

PREMIA



PALLET TRUCKS

WHEN
RELIABILITY IS
EVERYTHING...

 **MITSUBISHI
FORKLIFT TRUCKS**

AN OPERATOR'S DREAM...

PREMiA turns short shuttle work into a smoother, easier task. That's why it's a favourite of operators around the world.

Designed for ultimate versatility, it'll be your go-to for a variety of jobs in stores, warehouses and loading docks.

Years of developing our award-winning warehouse range has given us great insight into the little touches that make all the difference.

For example, controls designed to be equally suitable for left-handed and right-handed users.

Buttons are large, clear, and easily accessible at all times to minimise mistakes when the pressure's on.

Market-leading lift heights make for much easier handling on steep ramps, which we know can be a struggle for some trucks.

Thanks to clever engineering and unrivalled build quality, it's as low maintenance as you'd expect from Mitsubishi Forklift Trucks.

But should you need to, all key parts are quick and easy to access, allowing for swift repairs and minimal downtime.


It's simple ideas that make a world of difference to everyday operations.

Those switchable pre-set modes? They make it easy for operators of different experience levels to work to their own ability.

Not only is the turning circle small, but the tiller arm bypass lets you work in even narrower spaces.

Smart thinking keeps shifts stress-free and productive.





POWERED PALLET TRUCKS

Ideal for safe, quick and easy load handling in stores, warehouses and loading docks, pallet trucks are the ultra-robust and ever-reliable parts of your fleet that often don't get the attention of their bigger cousins, but are just as indispensable.

With extremely strong, endurance-tested construction, they feature fewer wear parts for a longer service life and lower maintenance.

Designed to power through long shifts, they are easy to operate — even for unexperienced drivers — and are built to perform reliably even on uneven surfaces and in extreme conditions.

The compact design of power pallet trucks allows them to work in very narrow aisles, meaning warehousing can be designed around maximum storage density.

While hand pallet trucks are simple and inexpensive, use for extended periods can lead to strain and fatigue for the operator. With powered pallet trucks, the addition of an AC motor allows

larger capacities to be transported with far less effort required on the operator's part. The addition of platforms — fixed or foldable — or seats on certain models help reduce the strain further and keep operators fresher for longer.

Stand-in and sit-on models also offer extra protection for the driver by keeping them contained within the chassis.

Combine with Mitsubishi Forklift Trucks stability enhancing technology such as DriveSteady and TractionPlus and you'll see why powered pallet trucks are a safe, smart, and cost-effective choice.



PREMiA EM
PBV/PBF20-25N3(R)(S) Series



PREMiA EX
PBR20-30N2 Series




PREMIA ES • PBP20N3E

ERGOSTEER TILLER HEAD

Best-in-class, weather-protected and impact resistant. Large, easy-to-reach buttons are placed at a patented ergonomic distance for reduced fatigue and safer operation. IP65-rated.

FEATURED ON

PREMiA ES
PREMiA EM
PREMiA EM DPH



FEATURED ON

PREMiA EM
PREMiA EM DPH

DRIVESTEADY

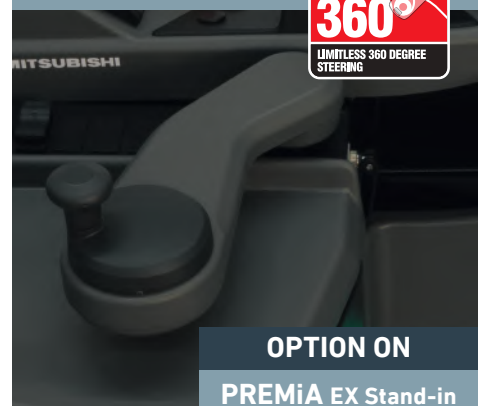


Innovative patented traction, dampening and stability systems are all optimised to provide exceptional damping, working in close harmony with a unique castor wheel design.

Operators benefit from exceptional comfort on uneven surfaces with high levels of stability maintained even when cornering.

360-DEGREE STEERING

Allows smooth turning without the 'pause' of a 3-point turn. It not only saves time in each and every turn - which adds up over the length of a shift - but puts less force on the load. This makes for quicker, safer, and more stable operation.



OPTION ON

PREMiA EX Stand-in
PREMiA EX Sit-on

LI-ION BATTERY SYSTEMS

Tried, tested and proven in the field, lead acid batteries have been the long-standing top choice for companies employing electric lift trucks. However, with long charging times, demanding maintenance requirements, the need for extra batteries and high risk of operator misuse, they can be a challenge. Fortunately, there's a new battery system on the block: Li-ion from Mitsubishi Forklift Trucks.

Designed to meet your business' demands — including multi-shift (24/7) operations — without the need for spare batteries, our high-performance Li-ion battery system is up to 30% more efficient than lead acid counterparts. Plus, it's virtually errorproof, thanks to its ultra-low-maintenance design.



INTELLIGENT CORNERING SYSTEM

Helps prevent dangerously fast cornering using intelligent speed reduction from the moment the truck enters the turn, rather than kicking in harshly midway.

Sensing the angle of a turn, speed is dynamically reduced at the start of and throughout the turn for smoother, safer, and more consistent cornering.

FEATURED ON

**PREMiA EX Stand-in
PREMiA EX Sit-on**



FASTER, SAFER, SMARTER.

If you are looking to optimise your warehouse space, stand-in and sit-on pallet trucks are a versatile, cost-effective choice.

THE CONCEPT

- **Compact:** minimal dimensions, tight turning radius, and a well-protected driver.
- **Ergonomic:** for shorter transports a standing driver is mobile and more active. For longer trips, sitting helps to take the strain. The right truck for the job means less risk of injury or fatigue.
- **Low Cost:** faster than a conventional pallet truck — more pallets moved per hour and a lower Total Cost of Operation.
- **Safe Design:** driver is more protected than on a conventional truck, reducing risk of injury and sick leave.



PREMiA EX • PBS20N2



PREMiA EX • PBR20N2

MAKE THE MOST OF YOUR WAREHOUSE

A warehouse designed around stand-in or sit-in pallet trucks will be much more space efficient with much higher pallet density compared to a warehouse designed for pedestrian pallet trucks. With aisle width requirements far less than those for pedestrian trucks, you only need an AST of around 2.3m, a 10% space saving vs normal warehouse layouts.

STAND-IN/SIT-ON VS PLATFORM/POWER PALLET TRUCKS

Due to their high travel speed and small turning circle (particularly with 360-degree steering), pallet handling with a stand-in or sit-on pallet truck is faster and more efficient compared to conventional pallet trucks. These designs allow for a higher pallets-per-hour rate than the alternatives, so you benefit from a much lower TCO and quicker ROI.

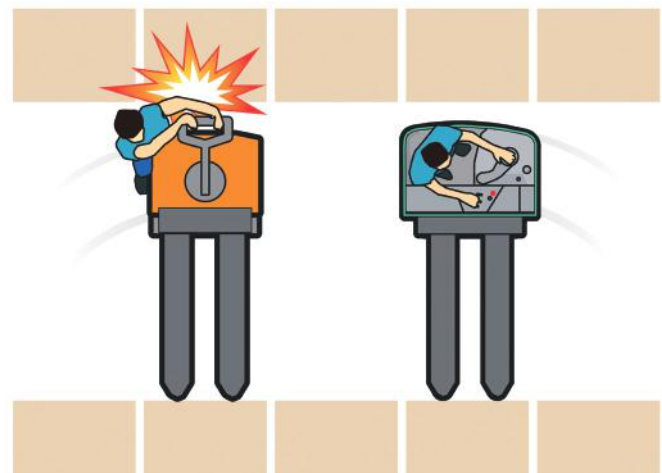
Turning the truck from a pedestrian truck's operator position in a narrow space requires more time, effort, and risk than working in a stand-in or sit-on model. Their compact size can even allow for two-way traffic in aisles.

Accident statistics for pedestrian-operated materials handling equipment can be worryingly high. With heavy loads and an unprotected operator working on foot there is often a risk of a serious leg or foot injury.

By keeping the operator contained and protected within the truck, stand-in and sit-on trucks are a safer, smarter, more cost-effective choice.

The illustration below shows the advantages in narrow aisles. A pedestrian truck would require the

operator to move out of the way while reversing or risk getting caught between the rear of the truck and the racking behind. With stand-in and sit-on trucks completely enclosing the operator (and the option for an overhead guard), they are far more shielded from injury and impacts. And by keeping them inside the truck, they are closer to the forks and have a better all-around view.



PREMiA EX • PBS20N2

ERGONOMICS

PREMiA EX power pallets are designed for intensive and varied handling, often on a shift basis. To support this, flexible ergonomics are at the core of its design, making them an ideal fit for operators of all sizes. Each driver can quickly and simply set their own ergonomic ideal. All controls are intuitive and easily accessible from a normal, relaxed driving position.

Sit-on models allow for better support and less strain when travelling over longer distances. Stand-in models are ideal for shorter travel where the operator can easily step on and off the truck, keeping more active throughout the shift. The optional Ergo Forks Trailing Control on stand-in models allows the driver to face the direction of travel when working with forks trailing instead of having to twist their body at an angle, further reducing the risk of strain.



PREMIA ES • PBP16N3

PREMiA ES

PBP16-20N3(R)(E) & PBP12N2D Series

Pedestrian power pallet
1.2–2.0 tonnes



State-of-the-art tiller



Folding platform



Rising forks



Hingeless steel battery
lid

Developed for non-stop performance in the most challenging environments, **PREMiA ES** pedestrian power pallet trucks help you go the distance. Thanks to its sealed protective chassis and waterproof components (rated to IP54), **PREMiA ES** is unaffected by dirt, debris, dust, and water, working dependably indoors or out with minimal maintenance.

PREMiA ES models have an exceptionally short, compact chassis for working in very narrow aisles, allowing maximum storage density. Its market-leading lift height and linked castor wheels ensure stability when operating on ramps, loading docks and uneven surfaces.

- **Ergonomic ErgoSteer tiller head**
Best-in-class, weather-protected and impact-resistant tiller head with large, easy-to-reach buttons placed at a patented ergonomic distance for reduced fatigue and safer operation. IP65 rated.
- **Choice of two pre-set operating modes (ECO and PRO)**
Enabled via key switch to enhance safety, energy efficiency and productivity.

MODEL	CAPACITY	MODEL	CAPACITY
PBP12N2D	1250 kg	PBP10N3R	2000 kg
PBP16N3	1600 kg	PBP20N3E	2000 / 700 kg
PBP18N3	1800 kg		
PBP20N3	2000 kg		

- **Left-handed or right-handed controls**
The tiller arm's versatile design allows for operation from either side.
- **Sensitive Drive System (SDS)**
An intuitive driver-assist system for increased safety. Performance is managed according to steer angle and the velocity of foot and finger controls.
- **Market-leading lift height of 220mm**
Ideal for handling on steep ramps, loading docks and uneven surfaces, even when using recycled pallets.
- **Operate in low temperatures**
Can be used for cold storage applications in temperatures as low as -10 °C with sealed components impervious to condensation.
- **Sealed chassis**
Internal components are protected against water, dirt, dust and debris, reducing downtime and servicing.



PREMiA ES • PBP160N3

PREMiA ES • PBP20N2R



PREMiA ES • PBP20N3R

PREMiA ES

PBP16-20N3(R)(E) & PBP12N2D Series

Pedestrian power pallet and double pallet trucks

1.6 - 2.0 tonnes



Advanced programmable controller



PIN code log in



Load backrest

- **Regenerative braking**
Extends shift life and gives effective control without brake wear.
- **Powerful AC drive motor**
Excellent traction and ramp performance, smooth, quiet, controlled operation, extended shift length and lower maintenance requirements.
- **On-board diagnostics and fault memory folder**
Both help to maximise safety and control in confined spaces.
- **Combi controller lift system**
Fingertip control for speed regulated lifting and proportional valve for lowering. (PBP12N2D)
- **Rising forks**
Loads are placed at Ergonomic height (maximum 735mm) to minimise physical strain when loading and unloading. (PBP12N2D).
- **Two linked castor wheels**
In addition to the load wheels for added stability. Increases comfort for the driver and safety for the load.
- **Low centre of gravity**
Operation is safer and more stable.
- **Battery discharge indicator**
Fitted as standard for battery protection and preventing deep discharge.
- **Creep speed function and tiller arm lock bypass**
Both help to maximise safety and control in confined spaces.
- **Low to the ground**
Ground clearance is only 35mm so there is very low risk of foot trapping.
- **RapidAccess features**
These allow quick and easy entry to all areas for checks and maintenance.
- **Multi-function display**
Shows truck mode, status and drive speeds using easy to read icons, as well as error codes. (PBP16N2D).
- **Spacious platform**
Suspended foldable platform allows operator to ride in safety and comfort with centre steering. (PBP20N3R)



PREMiA ES • PBP20N2E

**SMALL IN SIZE
BIG ON PERFORMANCE**



PREMIA EM • PBV20N3

PREMiA EM

PBV/PBF20-25N3(R)(S) Series

Platform power pallet trucks
2.0 – 2.5 tonnes



DriveSteady stability system



Ultra-low step height



ErgoSteer tiller head

The **PREMiA EM** range is available in three variations: foldable platform, fixed platform rear entry, and fixed platform side entry. Each truck is available in either 2 tonne or 2.5 tonne capacities. All trucks feature a heavy-duty chassis in 3 possible sizes: mini, junior and senior to suit all battery requirements. The mini chassis is also the shortest on the market.

The patented DriveSteady system ensures outstanding drive wheel pressures, excellent shock absorption and side stability when cornering - making **PREMiA EM** a milestone power pallet truck.

The ergonomically shaped, best-in-class ErgoSteer tiller head features easily accessible controls that allow the operator to manoeuvre the truck comfortably, safely and intuitively, keeping their focus on the job at hand.

Within **PREMiA EM**, connectors and sensors are sealed to protect

from dust, water and debris, enabling long service intervals, less maintenance and maximum uptime.

- **Market-leading lift height of 220 mm**
Ideal for handling on steep ramps, loading docks and uneven surfaces, even when using recycled pallets.
- **Versatile battery compartment**
Accommodates Li-ion and traditional DIN or BS size batteries to ensure maximum compatibility with user equipment.
- **Ergonomic ErgoSteer tiller head**
Best-in-class, weather-protected and impact-resistant tiller head with large, easy-to-reach buttons placed at a patented ergonomic distance for reduced fatigue and safer operation. IP65 rated.
- **Choice of three operating modes (PRO, ECO and Easy)**
Different driver modes: PRO for advanced drivers, ECO for low energy consumption, Easy for sensitive goods or beginners.



PREMiA EM • PBF20N3S

Fully integrated Li-ion battery



Features a sophisticated CANbus communication and an automatic ON/OFF synchronization between battery and truck. Battery level, notifications and alarms are integrated into the truck display, to secure clear and easy overview for the truck operator.

PREMIA EM

PBV/PBF20-25N3(R)(S) Series

Platform power pallet trucks
2.0 – 2.5 tonnes




Compact chassis



Dust-shielded load wheels



High capacity batteries



RapidAccess features



- **Waterproof wiring and connectors**

Closed battery compartment prevents system failure and corrosion.

- **Power steering**

Power steering on short tiller arm has a reduced steering angle for comfortable, precise control and smooth cornering. (Option on PBVN3 models)

- **Comfort steering**

Electric-powered steering without arm offers less operator fatigue in combination with the ergonomic platform. (Standard on PBF20/25N3S, option on PBF20/25N3R)

- **Adjustable EasyRide electric dampening**

Unique electric dampening capability allows operator to adjust the platform to their weight - ideal for applications on ramps or loading docks. (Option on side/rear entry platform trucks)

- **DriveSteady**

Innovative patented traction, dampening and stability systems are all optimised to accommodate exceptional damping and work in close harmony with a unique castor wheel design, providing unequalled comfort on uneven surfaces with maintained stability when cornering.

- **TractionPlus**

Spring-loaded and hydraulic system works with DriveSteady. This ensures optimum traction and proportionally increases drive wheel pressure with increasing load weight on all surfaces for highest productivity and safety.

- **Long tiller arm**

The standard mechanical steering option offers easy steering for low-intensity work.

- **Multi-function display**

Shows truck mode, status and drive speeds using easy to read icons, as well as error codes. (Option)

- **Parking brake**

Automatically activated when necessary for extra safety on ramps.

- **Battery discharge indicator**

Fitted as standard for battery protection and preventing deep discharge.



PREMIA EM • PBF20N3R

PREMiA EM

PBV/PBF20N3D(R)(S) Series

Double pallet handler
2.0 tonnes

MODEL	CAPACITY
PBV20PD	2000/1000 + 1000 kg



12V DC Power Socket



ErgoSteer tiller head



Initial Lift



EasyRide adjustable dampening system



The **PREMiA EM** double pallet handler is built for highly demanding work where performance and precision are key. It's available in both fixed platform and folding platform configurations with fast acceleration and drive speeds, and market-leading lifting and lowering speeds. The initial lift feature allows for higher ground clearance when needed and allows for the transportation of stacked pallets, doubling productivity, and reducing the time needed to move them from A to B.

But high performances and long shifts aren't achieved if the operator isn't at their best. The patented **DriveSteady** and **TractionPlus** systems ensure outstanding drive wheel pressures, excellent shock absorption and side stability when cornering, making for a smoother, safer ride throughout. The best-in-class **ErgoSteer** tiller head makes operation simple, comfortable, and intuitive for operators, keeping them fully focused on the task in hand.

● Ergonomic ErgoSteer tiller head

Best-in-class, weather-protected and impact-resistant tiller head with large, easy-to-reach buttons placed at a patented ergonomic distance for reduced fatigue and safer operation. IP65 rated.

● Choice of three operating modes (PRO, ECO and Easy)

Different driver modes: PRO for advanced drivers, ECO for low energy consumption, Easy for sensitive goods or beginners.

● DriveSteady

Innovative patented traction, dampening and stability systems are all optimised to work in close harmony and produce unequalled drivability and stability — particularly beneficial when cornering.

● Compact chassis

Robust and highly optimised to be the shortest in its class.

● TractionPlus

Spring-loaded system works with DriveSteady to continuously increase pressure of the drive wheel. This ensures optimum traction on wet surfaces for better productivity and minimal risk of accidents. (Available on mechanical and power steering options).



PREMiA EM • PBV20N3D



PREMIA EX • PBR20N2

PREMiA EX

PBR20-30N2 Series

Stand-in power pallet
2.0–3.0 tonnes

MODEL	CAPACITY
PBR20N2	2000 kg
PBR30N2	3000 kg



Ergonomic handle with drive control



Adjustable steering wheel



Adjustable armrest storage



Tapered and angled fork tips

For horizontal transport over medium-to-long distances, ensure your operators have the comfort and safety benefits of a stand-in power pallet. The ergonomic controls, comfortable operator compartment, and easy entry and exit make longer shifts stress-free and far less fatiguing for the drive

The stand-in power pallet design contains the operator completely within the truck, keeping them protected by the chassis. The stand-in concept also allows for a highly compact footprint. Along with the incredibly tight turning circle, this makes narrower aisle layouts much more feasible.

Engineered for optimum efficiency, with high acceleration and fast travel speeds, **PREMiA EX** offers operators consistently smooth, stable performance. And with straightforward servicing and legendary Mitsubishi Forklift Trucks reliability, **PREMiA EX** will keep downtime to a minimum.

● Intelligent Cornering System

The truck senses the angle of a turn and reduces speed early for maximum stability and accurate, positive cornering.

● 8 km/h standard speed (option 10 km/h)

Higher productivity is available if needed.

● Optical Presence Sensor

This locks all movement of the truck and its mast if the operator is not present. Driver can lift a foot slightly without brakes automatically engaging, reducing muscle stress.

● Ultra-low step height

Operators stay more productive throughout shifts thanks to easy on/off access

● Ergo Forks Trailing Control (option)

When working with forks trailing, an additional speed control allows an operator to stand in a more comfortable and ergonomic forward-facing position while travelling.

● 360-degree steering (option)

The operator can keep the truck in constant motion — saving seconds on every turn.



PREMiA EX • PBR20N2





PREMIA ex • PBR20N2

PREMiA EX

PBS20-30N2 Series

Sit-on power pallet
2.0–3.0 tonnes

MODEL	CAPACITY
PBS20N2	2000 kg
PBS30N2	3000 kg



Dynamic Power Steering



Direction switch on handle



LED working lights



Multifunctional display



Ideal for internal transport, production area and cross-docking applications, the 2.0–3.0-tonne **PREMiA EX** power pallets are a smart, safe, and cost-effective choice. With performance and throughput at such a high level, even low-intensity operations benefit from a faster ROI compared to platform power pallets.

Pedestrian and foldable-platform power pallet trucks are often the standard choice for these tasks, but due to their design, this usually comes at the cost of a higher turning radius. The sit-on design of **PREMiA EX** keeps the operator completely within the truck. Not only does this ensure they are protected by the chassis and optional overhead guard, the design allows for a much more compact chassis, saving floor space with an AST of 2.5m. This means you can make much more efficient use of valuable warehouse space..

- **Powerful AC drive motor**
High torque for greater efficiency. No carbon brushes mean lower servicing requirements.
- **Intelligent Cornering System**
The truck senses the angle of a turn and reduces speed early for maximum stability and accurate, positive cornering.

- **High travel speeds**
Boosted productivity with optional top speed of up to 12 km/h (load trailing).
- **Built-in Li-ion battery**
Fast opportune charging removes the need for extra batteries and allows 24/7 operation (junior chassis only).
- **360-degree steering**
The operator can keep the truck in constant motion - saving seconds on every turn. (Option).
- **Dynamic Power Steering**
Smooth, precise control with minimum effort offering maximum comfort and stability at top speed.
- **Mini steering wheel with floating armrest**
Ergonomically adjustable to reduce strain and lower risk of RSI.
- **Adjustable floor height**
More adaptable working position to suit a wide range of operator heights.



PREMiA EX • PBS20-30N3

LET US FIND YOU THE PERFECT FIT.

Confidence comes from knowing you have the right tool for the job. The same goes for your forklift truck.

Our diverse line-up of counterbalance and warehouse equipment makes sure you get the right truck every time – whatever the job.

Designed with your success in mind, our trucks deliver outstanding performance, innovations and safety.

They are ready to take on any job you give them, with a wide range of configurations so they meet your every need.

So let your local Mitsubishi Forklift Trucks distributor find you the perfect fit today.

Diesel forklift trucks



GRENDiA ES

Powerful, reliable and precise, our 1.5 to 10.0 tonne **GRENDiA** and **TREXiA** trucks are friendly to everyone: the environment, your operators and your fuel economy, too.



GRENDiA EX

LPG forklift trucks



GRENDiA ES

Advanced in every way, our **GRENDiA** solid pneumatic tyre ranges and our cushion tyre models deliver high efficiency and low emissions – a winning combination – indoors or out.



GRENDiA ES

Electric 3-wheel forklift trucks



EDiA EM

User-friendly, innovative and flexible, our three-wheel **EDiA** electrics deliver high performance – even in tight spaces and wet conditions.



EDiA EM

Electric 4-wheel forklift trucks



EDiA EX

Our four-wheel electric trucks are exceptionally powerful and easily cope with the toughest tasks and longest shifts – wherever you need it to be.



EDiA XL



See Mitsubishi Forklift Trucks in action for yourself



www.mft2.eu/youtube

Powered
pallet trucks



PREMiA ES

These non-stop performers offer a huge range of transfer possibilities: from short shuttle work to applications which go the distance.



PREMiA EM

Stackers



AXiA ES

Compact and easy to use, our versatile stackers, including the popular **AXiA**, ensure high productivity – whatever the setting.



AXiA EX

Reach and
multi-way
trucks



SENSiA EX

Our **SENSiA** range of reach and multi-way trucks deliver the height of productivity.



SENSiA ES

Order pickers



VELiA ES

Working at heights up to 10.5 metres, our **VELiA** order pickers deliver highly efficient performance at all levels.



VELiA EX

WHEN RELIABILITY IS EVERYTHING...

Like any product bearing the Mitsubishi Forklift Trucks name, our materials handling equipment benefits from the tremendous heritage, huge resources and cutting-edge technology of one of the world's largest corporations – Mitsubishi Heavy Industries Group.

Engineering spacecraft, jet planes, power plants and more, MHI specialises in those technologies where performance, dependability and superiority decide your success or failure...


So when we promise you quality, reliability and value for money, you know it's a guarantee we have the power to deliver.

YOU'LL NEVER WORK ALONE

As your local authorised distributor, we are here to keep your trucks working — through our extensive experience, our technical excellence and our commitment to customer care.

We are your local experts, backed by efficient channels to the entire organisation of Mitsubishi Forklift Trucks.

No matter where you are, we are close by — with the capability to meet your needs.



Performance specifications may vary depending on standard manufacturing tolerances, vehicle condition, types of tyres, floor or surface conditions, applications or operating environment. Trucks may be shown with non-standard options.

Specific performance requirements and locally available configurations should be discussed with your distributor.

We follow a policy of continual product improvement. For this reason, some materials, options and specifications could change without notice.

© 2023 MLE
WEBM2315 (02/23)



Mitsubishi Logisnext Europe B.V.
Hefbrugweg 77, 1332 AM Almere,
The Netherlands
Tel +31 36 54 94 311

info@mitforklift.com | www.mitforklift.com

QUALITY | RELIABILITY | VALUE FOR MONEY